

St. Augustine's Catholic Primary School



Avenue Road, Handsworth, Birmingham B21 8ED
Tel: 0121 554 5069 Head Teacher: Mrs M M Stanley
Fax: 0121 554 1768 BEd(Hons), NPQH
Email: enquiry@staugust.bham.sch.uk

REMOTE LEARNING NURSERY wb 01 MARCH 2021

WORLD BOOK DAY THURSDAY 04 MARCH

DRESS UP TODAY AS YOUR FAVOURITE BOOK CHARACTER

Dear Parent/Carer

Thank you again for all your hard work in supporting your children both those at home and those in school. This week's plan is detailed below. **Please send us a photo each Friday of something you have done with your child - practising writing name/numbers, making a model, reading together etc.** Send to: a.mcgrath@staugust.bham.sch.uk with your child's name in the **SUBJECT** box.

If you are having problems with accessing the work, please let us know if you do NOT have a laptop, PC or tablet.

Education City

If any Education City tasks are set, please login to Education City using the **USERNAME** and **PASSWORD** for your child. You will find these either **inside the cover of the red Homework Diary** or in the e-mail we sent **recently**. Once you have logged in, click on the 'Classwork' section. In 'Classwork' there may be a folder with a date for the week eg 01/03/21. Children attending school may have completed these activities during the school day. **If no special tasks have been set, you can explore the site to see the type of activities available in the EYFS F1 section.**

Please keep practising pencil control skills and counting skills by using the name card and number cards.


We shall ring you weekly if your child is not at school to speak to your child and answer any questions you may have.

Please say a simple prayer each day with your child to encourage them to think about others and about everyone's safety.



Week 2: 01 March 2021

All this week's activities will be based around the story on 'The Elves and the Shoemaker'




To read this book go to: https://www.youtube.com/watch?v=yt_etKiA5w8

Nursery Literacy Activities

- Read or watch the story 'The Elves and the Shoemaker'.
- Focus on what the people in the story did for example:
- What did the shoemaker do before he went to bed?
- Why was he surprised in the morning?
- What did the rich woman/man do?
- What did the shoemaker do with the gold coins?
- **After reading**
- Play a game with the children to encourage them to identify people and things in the story.
- Describe a person or thing in a picture in the story and ask the children to say who or what it is.
- For example:
 - ❖ She's wearing a pink hat.
 - ❖ He's wearing green shoes and a green hat.
 - ❖ They are on the table.
 - ❖ They are brown and beautiful.
 - ❖ They are made of gold. There are three of them.
- Draw a picture of your favourite character.

- Practise your pencil control skills.
- Read a book from - Oxford Owl - <https://www.oxfordowl.co.uk>
Go to Oxford Owl for School- Log in
Username: augustineyn
Password: password
- Oxford Owl e-books library, level 1



RWI Phonics lessons at home

- We have restarted the free Read Write Inc. Phonics lessons on **YouTube** and via **Facebook** for children to watch at home. One lesson at each level will show at **9.30 am** each day and be available for **24 hours**

<https://www.online-tech-tips.com/cool-websites/7-websites-with-free-online-books-for-kids/>

<https://wordsforlife.org.uk/virtual-school-library/>

<https://www.worldbookday.com/world-of-stories/>

Nursery Mathematics Activities

Size Recognition-To help children to develop an understanding of size

- At home support children to draw around their foot.
- Ask an older sibling or an adult to draw around their feet.
- Talk about the different sizes comparing the smallest /biggest.
- Talk about whose feet was smaller and bigger.
- Can you use cardboard and scrap paper to make a shoe?
- Add your own design.
- Colour it in and send us a picture.
- Challenge your child to find the smallest /biggest shoe print.
- Use this time to talk about **Small, Smallest, Big, Bigger, and Biggest.**
- Watch a Numberblocks clip each day on CBeebies.

Other Activities for Nursery Children

- See attached sheets
- Check out Joe Wicks on YouTube every Monday, Wednesday and Friday @ 9am.
- Just Dance for Kids website- lots of dance routines to follow, good fun!
- Cosmic Kids Yoga website is great (we have done a lot of these in school)
- Boogie Beebies
- Disney 10 minute shakeups
- <https://www.twinkl.co.uk/go> then type in the Child Pin Code **ZX7056** to access this week's Twinkl resources.
- <https://www.twinkl.co.uk/go> then type in the Child Pin Code **ZC2130** to access this week's Twinkl resources.
-
- Watch The Elves and the Shoemaker : <https://www.bbc.co.uk/teach/school-radio/eyfs-listen-and-play-elves-and-the-shoemakers/zm2q92p>
- **PSHE**
- <https://www.coramlifeeducation.org.uk/harolds-daily-diary>
- <https://www.bbc.co.uk/cbeebies/watch/yoga-with-rebecca-and-duggee>

Keep safe.

With love from Nursery Staff

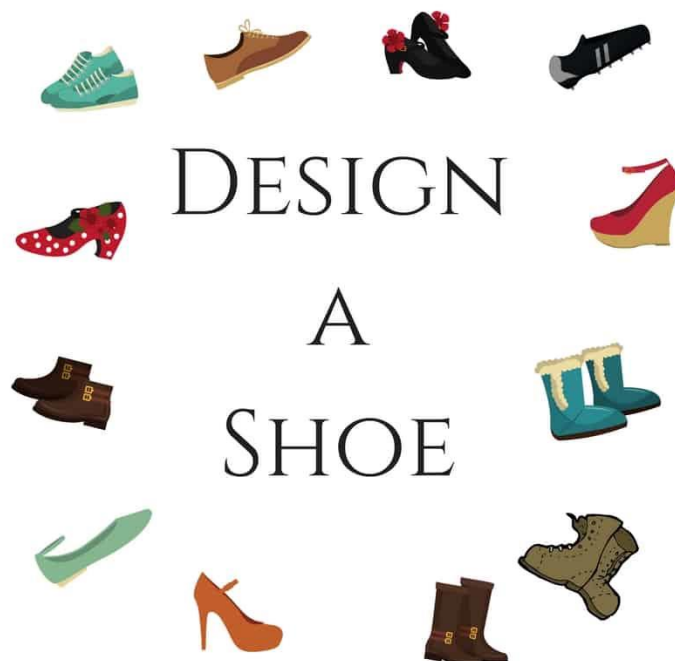
Help the Shoemaker to Organise his Shop.

- **Keep shoes** off the floor.
- Do not store **shoes** on wire racks.
- Sort **shoes** into sizes



- **Store fancy heels** at the top.
- **Store flats, sandals, and slip-ons** at the bottom.
- **Try to help your mum organise the shoes at home.** Remember you can sort your shoes by colour or size.

Help the Shoemaker to Design some New Shoes



- What are you going to use to make your new shoes?
- What will make them different from other shoes?